

# DOUBLE INTEGRALS

①  $\iint_R (12x - 18y) \cdot dA$

②  $\int_2^3 \left( \int_{-1}^4 (12x - 18y) \cdot dx \right) \cdot dy$

when  $x$  varies from  $-1$  to  $4$   
 $y$  is treated as constant

$$= \int_2^3 [6x^2 - 18xy]_{-1}^4 \cdot dy$$

$$= \int_2^3 6[16-1] - 18y[4+1] \cdot dy$$

$$= \int_2^3 90 - 90y \cdot dy$$

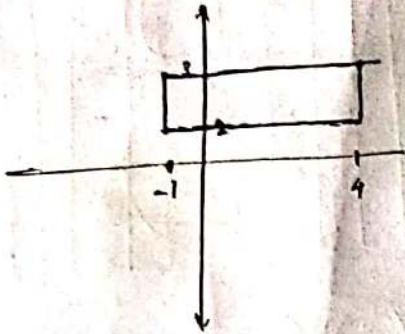
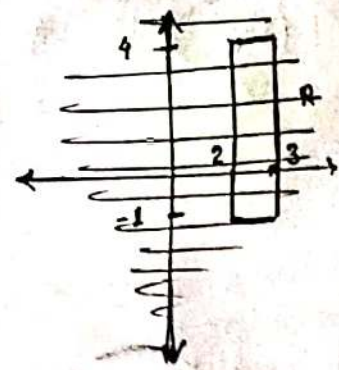
[ Now  $y$  varies from 2 to 3, so  $y$  is variable here ]

$$= [90y - 45y^2]_2^3$$

$$= 90(3-2) - 45(9-4)$$

$$= 90 - 225$$

$$= -135$$



③ Just interchange  $dx$  and  $dy$  in the prev. and proceed similarly.

②

$$\iint_R (2x - 4y^3) \cdot dA$$

$$R: -5 \leq x \leq 4, 0 \leq y \leq 3$$

$$\int_0^3 \left( \int_{-5}^4 (2x - 4y^3) \cdot dx \right) \cdot dy$$

$$= \int_0^3 [x^2 - 4xy^3]_{-5}^4 \cdot dy$$

$$= \int_0^3 [(16-25) - 4(4+5)y^3] \cdot dy$$

$$= \int_0^3 [-9y - 9y^4] \cdot dy$$

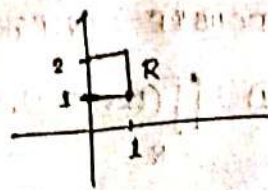
$$= -9(3-0) - 9(81-0)$$

$$= -9 \times 84 = -756$$

$$3. \iint_R \frac{1}{(2x+3y)^2} \cdot dA$$

$$R: 0 \leq x \leq 1$$

$$1 \leq y \leq 2$$



$$= \int_1^2 \left( \int_0^1 \frac{dx}{(2x+3y)^2} \right) \cdot dy$$

$$= \int_1^2 \left[ \frac{-1}{2[2x+3y]} \right]_0^1 \cdot dy$$

$$= \int_1^2 \left[ \frac{-1}{2(2+3y)} + \frac{1}{6y} \right] \cdot dy$$

$$= \frac{1}{6} \int_1^2 \left[ \frac{1}{y} - \frac{1}{y+\frac{2}{3}} \right] \cdot dy$$

$$= \frac{1}{6} \left[ \ln \left( \frac{y}{y+\frac{2}{3}} \right) \right]_1^2$$

$$= \frac{1}{6} \left[ \ln \left( \frac{2}{8/3} \right) - \ln \left( \frac{1}{5/3} \right) \right]$$

$$= \frac{1}{6} \left[ \ln \left( \frac{3}{4} \right) - \ln \left( \frac{3}{5} \right) \right]$$

$$= \frac{1}{6} \ln \left( \frac{5}{4} \right)$$

$$4. \iint_R x \cdot \cos^2 y \cdot dA$$

$$R: -2 \leq x \leq 3, 0 \leq y \leq \frac{\pi}{2}$$

$$= \int_0^{\pi/2} \left( \int_{-2}^3 x \cos^2 y \cdot dx \right) \cdot dy$$

$$= \int_0^{\pi/2} \left[ \frac{x^2}{2} \cos^2 y \right]_{-2}^3 \cdot dy$$

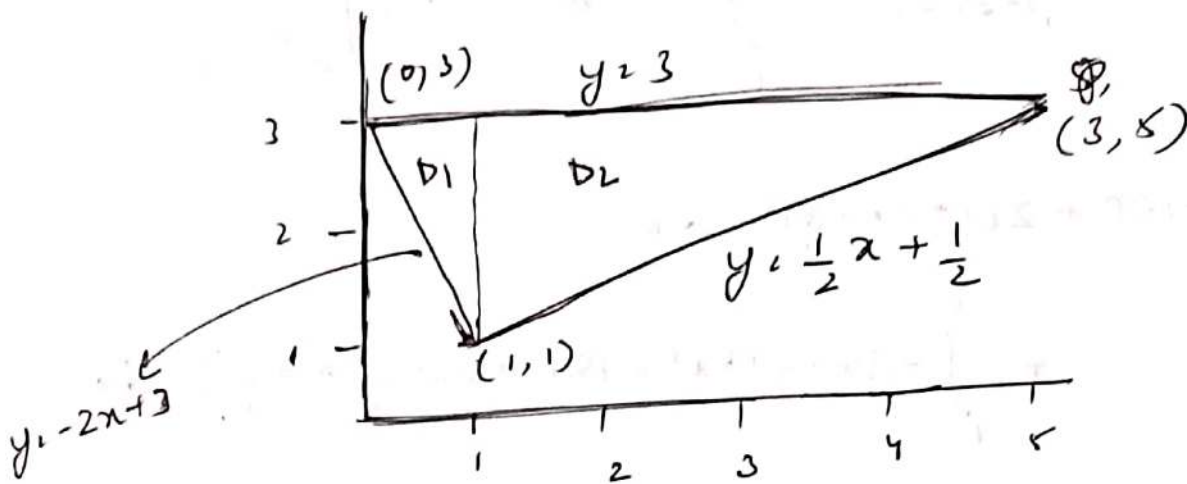
$$= \int_0^{\pi/2} \frac{9-4}{2} \cdot \frac{1}{2} \cdot (1+\cos 2y) \cdot dy$$

$$= \frac{5}{4} \left[ y + \frac{\sin 2y}{2} \right]_0^{\pi/2}$$

$$= \frac{5}{4} \left[ \frac{\pi}{2} - 0 + \frac{1}{2} (\sin \pi - \sin 0) \right]$$

$$= \frac{5\pi}{8}$$

5)  $\iint_D (6x^2 - 40y) dA$ ,  $D$  is the triangle with vertices  $(0, 3)$ ,  $(1, 1)$ ,  $(5, 3)$



$$D_1 = \left\{ (x, y) \mid 0 \leq x \leq 1, -2x + 3 \leq y \leq 3 \right\}$$

$$D_2 = \left\{ (x, y) \mid 1 \leq x \leq 5, \frac{1}{2}x + \frac{1}{2} \leq y \leq 3 \right\}$$

$$D = D_1 \cup D_2$$

$$\iint_D (6x^2 - 40y) dA = \iint_{D_1} (6x^2 - 40y) dA + \iint_{D_2} (6x^2 - 40y) dA$$

The entire triangle has an area  $D$ , for ease of integration, I have divided  $D$  into  $D_1$  &  $D_2$ . Now, we have found limits separately for each region, so we can write it in the usual form now.

$$\iint_D (6x^2 - 40y) dA =$$

$$= \int_0^1 \int_{-2x+3}^3 (6x^2 - 40y) dy dx + \int_1^5 \int_{\frac{1}{2}x + \frac{1}{2}}^3 (6x^2 - 40y) dy dx$$

$$1 \quad \int_0^1 (6x^2y - 20y^2) \Big|_{-2x+3}^3 dx + \int_1^5 (6x^2y - 20y^2) \Big|_{\frac{1}{2}x+\frac{1}{2}}^3 dx$$

$$2 \quad \int_0^1 (12x^3 + 180 + 20(-2x+3)^2) dx + \int_1^5 (-3x^2 + 18x^2 - 180 + 20(\frac{1}{2}x + \frac{1}{2})^2) dx$$

$$2 \quad \left[ 3x^4 - 180x - \frac{10}{3}(3-2x)^3 \right]_0^1 + \left[ -\frac{3}{4}x^4 + 5x^3 - 180x + \frac{40}{3}\left(\frac{1}{2}x + \frac{1}{2}\right)^3 \right]_1^5$$

$$2 \quad \frac{-935}{3}, \quad -311.67$$

6.  $\iint_D e^{x^2+y^2} \cdot dA = S$   $D$  - unit disk centered at origin.

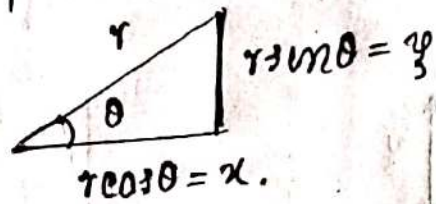
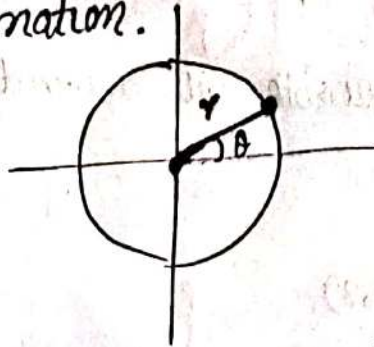
Here we need to perform a polar transformation.

$$x = r \cos \theta$$

$$y = r \sin \theta$$

$$dA = r \cdot dr \cdot d\theta$$

[Remember this for mean time]



$$\therefore x^2 + y^2 = r^2 (\cos^2 \theta + \sin^2 \theta) = r^2$$

$$S = \int_0^{2\pi} \left( \int_0^1 e^{r^2} \cdot r \cdot dr \right) \cdot d\theta$$

substitute  $u = r^2$

$$du = 2r \cdot dr$$

$$r=1 \rightarrow u=1$$

$$r=0 \rightarrow u=0$$

$$\int_0^{2\pi} \left( \int_0^1 e^u \cdot \frac{du}{2} \right) \cdot d\theta$$

$$= \int_0^{2\pi} \left[ \frac{e^u}{2} \right]_0^1 \cdot d\theta$$

$$= \left( \frac{e}{2} - 1 \right) \times 2\pi$$

$$= \pi(e-2)$$

$$7. \iint_R (x+y) \cdot dA$$

$$R: 1 \leq x^2 + y^2 \leq 4, x \leq 0$$

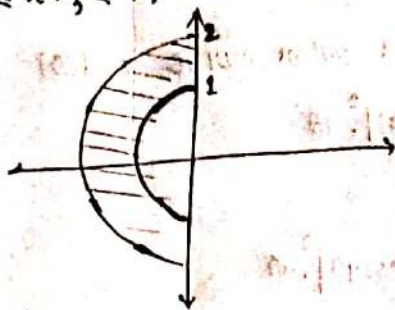
use polar transformation

$$x = r \cos \theta$$

$$y = r \sin \theta$$

$$1 \leq r^2 \leq 4$$

$$\frac{\pi}{2} \leq \theta \leq \frac{3\pi}{2} \quad [\text{measured counterclockwise wrt } x \text{ axis}]$$



$$\begin{aligned} & \int_{\frac{\pi}{2}}^{\frac{3\pi}{2}} \int_1^2 [r(\cos \theta + \sin \theta)] \cdot r \cdot dr \cdot d\theta \\ &= \int_{\frac{\pi}{2}}^{\frac{3\pi}{2}} \left[ \frac{r^3}{3} (\cos \theta + \sin \theta) \right]_1^2 \cdot d\theta \\ &= \int_{\frac{\pi}{2}}^{\frac{3\pi}{2}} \frac{7}{3} (\cos \theta + \sin \theta) \cdot d\theta \\ &= \frac{7}{3} [\sin \theta - \cos \theta]_{\frac{\pi}{2}}^{\frac{3\pi}{2}} \\ &= \frac{7}{3} (-1 - 0 - 1 + 0) \\ &= -\frac{14}{3} \end{aligned}$$

$$8. \iint_R (4 - x^2 - y^2) \cdot dA$$

R - circle of radius 2.

$$x = r \cos \theta$$

$$y = r \sin \theta$$

$$S = \int_0^{2\pi} \left( \int_0^2 (4 - r^2) r \cdot dr \right) \cdot d\theta$$

$$= \int_0^{2\pi} \left[ \int_0^2 (4r - r^3) \cdot dr \right] \cdot d\theta$$

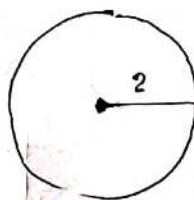
$$= \int_0^{2\pi} \left[ 2r^2 - \frac{r^4}{4} \right]_0^2 \cdot d\theta$$

since  $r$  and  $\theta$  are independent variable we can integrate them separately

$$= \left[ 2[4-0] - \frac{16-0}{4} \right] \cdot \int_0^{2\pi} d\theta$$

$$= (8-4) \times 2\pi$$

$$= 8\pi$$



9. Area of the curve  $r = \cos 4\theta$ .

Formula for area  $A$  of a polar curve  $r = f(\theta)$

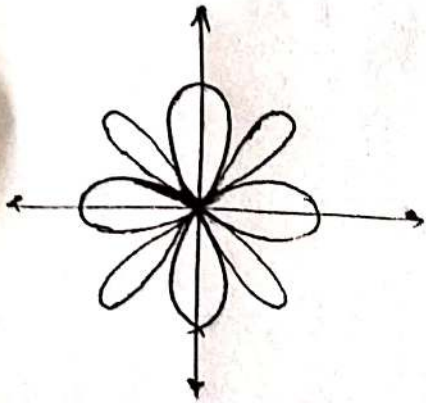
$$A = \int_a^b \frac{1}{2} [f(\theta)]^2 d\theta$$

$$= \int_0^{2\pi} \frac{1}{2} [\cos 4\theta]^2 d\theta$$

$$= \frac{1}{4} \int_0^{2\pi} (1 + \cos 8\theta) d\theta$$

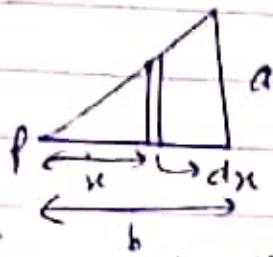
$$= \frac{1}{4} \left[ \theta + \frac{\sin 8\theta}{8} \right]_0^{2\pi}$$

$$= \frac{\pi}{2}$$



$r = \cos 4\theta$

10)



$$dV = \frac{dq}{4\pi\epsilon_0 r^2} \Rightarrow V = \iint \frac{\sigma dx dy}{4\pi\epsilon_0 r^2}$$

$$\tan\theta = \frac{a}{b} = \frac{y}{x} \Rightarrow y = \frac{ax}{b}$$

$$V = \int_0^b \int_0^{\frac{ax}{b}} \frac{\sigma dx dy}{4\pi\epsilon_0 \sqrt{x^2 + y^2}}$$

$$= \int_0^b \frac{\sigma}{4\pi\epsilon_0} \left( \int_0^{\frac{ax}{b}} \frac{dy}{\sqrt{x^2 + y^2}} \right) dx$$

↳ Contribution of  $dx$

$$= \int_0^b \frac{\sigma}{4\pi\epsilon_0} \left[ \log \left| y + \sqrt{x^2 + y^2} \right| \right]_0^{\frac{ax}{b}} dx$$

$$= \frac{\sigma}{4\pi\epsilon_0} \int_0^b \log \left| \frac{\frac{ax}{b} + \sqrt{x^2 + \frac{a^2 x^2}{b^2}}}{0 + \sqrt{x^2 + 0}} \right| dx$$

$$= \frac{\sigma}{4\pi\epsilon_0} \int_0^b \log \left| \frac{a}{b} + \sqrt{1 + \frac{a^2}{b^2}} \right| dx$$

$$= \frac{\sigma}{4\pi\epsilon_0} \log \left| \frac{a}{b} + \sqrt{1 + \frac{a^2}{b^2}} \right| \int_0^b dx$$

$$= \frac{\sigma b}{4\pi\epsilon_0} \log \left| \frac{a}{b} + \sqrt{1 + \frac{a^2}{b^2}} \right|$$